



Youth Members: Garda Vetting Forms (Ages 16 & 17))

Pages 2 & 3 – Irish Red Cross ID Verification Form (only for roles requiring Garda Vetting)

Before we can process your Garda Vetting Form, it is a Garda Vetting requirement that you complete an Identification Check. The ID Verification form must be signed off by the local Irish Red Cross Branch you are joining. The form must be signed by either the Secretary, Treasurer, Chair, or Vice-Chair within the Branch.

Page 5 shows a list of acceptable ID documents. Please be sure to enclose a photocopy of the ID you used to verify your identity with your chosen branch.

Page 4 – Adult E-Vetting Invitation Form - NVB1 (only for roles requiring Garda Vetting)

The NVB1 form requires your current address and an email address. We submit your E-Vetting Invitation to the National Vetting Bureau. They then send you an email containing a link that allows you to complete your Garda Vetting application online.

Please complete the NVB1 form in BLOCK CAPITALS using ball point pen so that your information is clear and legible. Please send the original, signed form to us.

Page 5 – Garda Vetting Parent/Guardian Consent Form (NVB3) (only for roles requiring Garda Vetting)

This form must be completed and signed by the parent or guardian of the member applying for Garda Vetting

Page 6 – Garda Vetting Application Checklist

Please complete this checklist to ensure you have provided everything for us to process your Garda Vetting application. If you do not include all required documents, we will return the forms to you for completion, which may delay your membership and Garda Vetting being processed.

Please post to: FREE POST, Garda Vetting Section, Irish Red Cross, 16 Merrion Square, D02 XF 85



IRISH RED CROSS ID VERIFICATION FORM

Before we can process your Garda Vetting Form, it is a Garda Vetting requirement that you complete an Identification Check.

Please bring this form with section 1 completed and your original ID documentation to your chosen branch.

Section 1 - to be completed by Applicant

Full Name: _____

Membership Number (if applicable): _____

Branch: _____

Area: _____

Section 2 - to be completed by Branch Honorary Officer - Secretary/Chair/Vice-Chair/Treasurer

Branch Honorary Officer Name: _____

Position Held: _____

Membership Number: _____

Please State Documentation verified - (see overleaf for options):

1. _____

2. _____

The applicant has provided documentation to validate their identity in accordance with the National Vetting Bureau (Children and Vulnerable Persons) Acts 2012 to 2016.

Under Sec 26(b) of the National Vetting Bureau (Children and Vulnerable Persons) Acts 2012 to 2016, it is an offence to knowingly make a false statement for the purpose of obtaining, or enabling another person to obtain a Disclosure.

I, the Branch Honorary Officer confirm I have seen the original of the verified documentation.

Please tick box

☐

Branch Honorary Officer Signature:

Date: _____



List of Acceptable Documents (100 points required)

Identification Document	Points	Please Tick
Irish Driving Licence	80	
Passport (from country of citizenship)	70	
Irish Certificate of Naturalisation	50	
Birth Certificate	50	
Garda National Immigration Bureau (GNIB) Card	50	
National Identity Card for EU EEA Swiss Citizens	50	
Irish Driving Licence or Learner Permit (old paper format)	40	
Employment ID		
<input type="checkbox"/> ID card issued by Employer (with name and address)		
<input type="checkbox"/> ID card issued by Employer (name only)	35	
	25	
Letter from Employer (within last two years)		
<input type="checkbox"/> Confirming Name and Address	35	
P60 P45 or Payslip (with home address)	35	
Utility bill e.g. gas, electricity, television, broadband (must not be less than 6 months old. Printed online bills are acceptable. Mobile phone bills are not acceptable)	35	
Social Services Card Medical Card	25	
<input type="checkbox"/> With Photograph	40	
Bank/Building Society/Credit Union Statement	35	
Credit Debit Cards Passbooks (only one per institution)	25	
National Age Card (issued by An Garda Síochána)	25	
Membership Card		
<input type="checkbox"/> Club, Union or Trade, Professional Bodies	25	
<input type="checkbox"/> Educational Institution	25	
Correspondence		
<input type="checkbox"/> From an Educational Institution SUSI CAO	20	
<input type="checkbox"/> From an Insurance Company regarding an active policy	20	
<input type="checkbox"/> From a Bank/Credit Union or Government Body or State Agency	20	
CHILDREN UNDER 18 YEARS (any one of the following)		
Passport (from country of citizenship)	100	
Birth Certificate	100	
Written statement by the Principal confirming attendance at educational institution on a letter head of that institution	100	
RECENT ARRIVAL IN IRELAND (less than 6 weeks)		
Passport (from country of citizenship)	100	
Vetting Subject is unable to achieve 100 points**		
Affidavit witnessed by a Commissioner for Oaths	100	
TOTAL POINTS		

[illegible][illegible]

D	D	/	M	M	/	Y	Y	Y	Y	
---	---	---	---	---	---	---	---	---	---	--




Garda Vetting Checklist

Before submitting your application, please ensure that you have completed and attached all of the below in order to ensure we can process your application:




Page 2 – ID Verification Form:

I have met with my local Irish Red Cross Branch and my ID Verification form has been signed off by the Branch Secretary, Treasurer, Chair or Vice-Chair.

☐

Photocopy of ID documents shown to Branch Honorary Officer.

Please do not send original ID documents

☐


Page 4 – Youth E-Vetting Invitation Form:

I have completed this form including an e-mail address for my parent/guardian which will allow me to complete my Garda Vetting online.

☐

Consent box has been ticked on Page 4

Valid role has been stated on Page 4

☐

Page 4 – Parental Consent Form:

This form has been signed by my parent/guardian.

☐

Please send all of the above together to:

Membership Section, Irish Red Cross, 16 Merrion Square, Dublin 2, D02 XF85